astrum



KW320

WIRELESS

Keyboard & Mouse Combo

User Guide

BATTERIES

The wireless keyboard uses two AAA alkaline batteries.

The wireless mouse uses one AA alkaline battery.

MOUSE BATTERIES INSTALLATION

Step 1.Open the battery compartment.

Step 2.Insert the batteries inside the battery compartment as shown below

Step 3.Replace the cover.

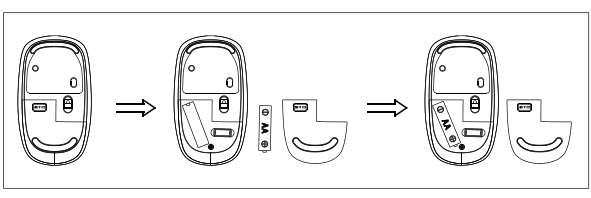

KEYBOARD BATTERIES INSTALLATION

Step 1.Remove the battery compartment cover at the bottom of the keyboard

Step 2.Insert the batteries inside the battery compartment.

Step 3.Replace the cover.

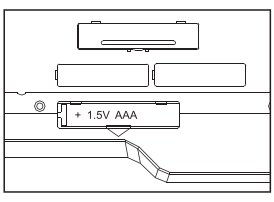

PAIRING WITH DEVICE

Insert the reciever to the computers USB port.



USB port

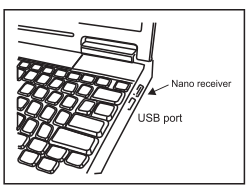

POWER SAVING FUNCTIONS

This mouse will switch to stand-by mode if it is not used in any way for 8 minutes. To re-use the mouse, scroll the wheel or click on any mouse button. During the stand-by state, the optical LED will be turned off, so moving the mouse will not work.

This mouse is also equipped with a travelling power saving function. When the user is travelling with the mouse, the mouse's LED will automatically switch off when the receiver is disconnected from the user's computer.

INSERT / TAKE OUT THE RECEIVER FROM THE MOUSE

The receiver can be taken out of the mouse as shown in figure 1

The receiver can be stored into the mouse as shown in figure 2



1 Take out the receiver



2 Store the receiver

RESTORING FACTORY DEFAULT SETTINGS:

The mouse can be restored back to factory default settings with the following steps:

1. Take out the battery
2. Insert the nano receiver into the USB port of the computer
3 Insert the battery to the mouse again

PACKAGE CONTENTS		
 Wireless keyboard	 Wireless mouse	 Batteries Keyboard battery (2 x AAA) Mouse battery (1 x AA)
 User manual	 Product size: K:441 x 155 x 26.5mm (L x W x H) M:111.5 x 62.4 x 35.49mm (L x W x H)	 Product weight: K: 560g ± 10g M: : 60 ± 10g

COMPATIBLE WITH: Windows, Lunix, Android

©2024 Astrum World Inc. Astrum® is a registered trademark. All rights reserved.
All other trademarks are the property of their respective owners.
Images are for reference only. Connect with us: support@astrumworld.com

Manufactured by:
Astrum World Inc.
5091 G St, Chino, CA 91710, USA

MIX
Packaging | Supporting responsible forestry
FSC® C142879